

HMM... NOW I CAN SEE WHY YOU ARE SO DESPERATELY WANT ME TO TEACH YOU ABOUT MAKEUP.

SO, THAT'S OUR PLAN TO MAKE THE COMPANY SUCCESSFUL.

BUT IT'S BEEN A WHILE SINCE THE LAST TIME I SEE YOU, YOU'VE BECOME SO SKINNY NOW.

PLUS WITHOUT THE BEARD, I ALMOST DIDN'T RECOGNIZE YOU, YOU LOOK LIKE SOMEONE ELSE.





I KNOW RIGHT,
I WAS ALSO SURPRISED TO SEE MY FACE
WITHOUT A BEARD LIKE THIS.

IT FEELS SO WEIRD.

THANK YOU, BETTY.
THAT'S REALLY SWEET OF YOU
TO SAY.

YEAH, LET'S DO IT.

BUT FOR ME, YOU ARE
MORE SUITABLE LIKE THIS, YOU LOOK
FRESHER AND ELEGANT TOO.

SURE, SO ARE YOU
READY FOR MY MAKEUP LESSON?

OKAY, JUST SIT THERE
INFRONT OF THE MIRROR, I'LL GRAB
MY THINGS REAL QUICK.

HMM, I NEVER THOUGHT I WOULD CONSIDER LEARNING MAKEUP AND EMBRACING MY FEMININE SIDE, BUT MAYBE IT'S TIME TO GIVE IT A SHOT.

DO I REALLY NEED TO GO THIS FAR?

I'VE ALWAYS BEEN MORE OF A LOW-MAINTENANCE KIND OF GUY, BUT MAYBE IT'S TIME TO STEP UP MY GAME.

I KNOW IT MIGHT BE HARD TO EMBRACE THIS NEW SIDE OF MYSELF, BUT I ALSO THINK IT'S IMPORTANT FOR MY COMPANY FUTURE.

PLUS, WHO KNOWS? MAYBE I'LL DISCOVER A NEWFOUND LOVE FOR FASHION AND MAKEUP.
GIGGLES





HEY, SORRY FOR THE WAIT.
SHOULD WE BEGIN?

YEAH, LET SEE WHAT YOU GOT.


A woman with dark, shoulder-length hair and a blue patterned shirt is looking slightly to the left with a thoughtful expression. The background is a purple wall and a window with white curtains.

I'M NOT SURE TO TAKE
THAT AS A COMPLIMENT OR AN INSULT.
LAUGH

YOU KNOW... WITH THOSE
HIGH CHEEKBONE, SHARP NOSE, AND A SMALL CHIN,
YOU'VE GOT A FEMININE FACE THAT PRACTICALLY
SCREAM FOR MAKEUP.

I'M SERIOUS, EVEN
WITHOUT THE MAKEUP YOUR FACE IS
ALREADY LOOK PRETTY.


WELL, I KNOW THAT I AM NOT
A MASCULINE TYPE OF GUY. BUT STILL KINDA SAD
TO BE CALLED BEAUTIFUL, YOU KNOW.



GIGGLES OKAY, LET'S START WITH THE BASICS. FIRST, YOU WANT TO MAKE SURE YOUR FACE IS CLEAN AND MOISTURIZED. THEN, YOU CAN START WITH A PRIMER TO EVEN OUT YOUR SKIN TONE AND HELP YOUR MAKEUP LAST LONGER.

OKAY, GOT IT. WHAT'S NEXT?

NEXT, WE'LL APPLY FOUNDATION. YOU'LL WANT TO CHOOSE A SHADE THAT MATCHES YOUR SKIN TONE, AND BLEND IT IN WITH A BRUSH OR SPONGE. BE SURE TO BLEND IT DOWN YOUR NECK A BIT SO THERE'S NO HARSH LINE.



AFTER FOUNDATION, YOU CAN MOVE ON TO CONCEALER. THIS IS FOR COVERING UP ANY BLEMISHES OR DARK CIRCLES UNDER YOUR EYES. USE A SMALL BRUSH OR YOUR FINGER TO DAB IT ON AND BLEND IT IN.

AND WHAT ABOUT EYELINER AND MASCARA?

EYELINER AND MASCARA ARE THE FINISHING TOUCHES FOR YOUR EYES. YOU CAN USE A PENCIL OR LIQUID EYELINER TO LINE YOUR LASH LINE, AND THEN APPLY MASCARA TO YOUR LASHES FOR SOME ADDED VOLUME.



NOW IT'S TIME TO APPLY THE LIPSTICK!
YOU CAN START BY OUTLINING YOUR LIPS WITH A LIP LINER THAT
MATCHES THE SHADE OF YOUR LIPSTICK. THIS WILL HELP DEFINE
YOUR LIPS AND PREVENT THE LIPSTICK FROM BLEEDING.

THEN YOU CAN USE A LIP BRUSH OR APPLY IT DIRECTLY
FROM THE TUBE. START AT THE CENTER OF YOUR LIPS AND WORK
YOUR WAY OUTWARDS, MAKING SURE TO STAY WITHIN THE LINES
OF THE LIP LINER. AND VOILA! YOU'RE DONE.



NOW LOOK AT THE MIRROR,
AND TELL ME WHAT YOU SEE?

ISN'T SHE DROP DEAD GORGEOUS?



OH MY GOSH!
I... IS THIS REALLY ME?

YOU LOOK ABSOLUTELY STUNNING!
IT'S HARD TO BELIEVE HOW PRETTY YOU LOOK
WITH MAKEUP ON.

I NEVER THOUGHT I COULD LOOK THIS GOOD.



WHOA. I CAN'T BELIEVE
HOW DIFFERENT I LOOK WITH THIS MAKEUP ON.
I LOOK REALLY... BEAUTIFUL.

NOW, ARE YOU READY
FOR THE NEXT STAGE?

I FEEL LIKE A COMPLETELY DIFFERENT
PERSON. IT'S AMAZING HOW A LITTLE BIT OF MAKEUP CAN
ENHANCE MY FEATURES AND MAKE ME FEEL SO MUCH
MORE CONFIDENT IN MY APPEARANCE.

ANDREW!

OH, SORRY! I DIDN'T HEAR
YOU CALLING ME. WHAT'S UP?

OH NO, I DIDN'T EVEN REALIZE SHE
WAS CALLING ME. I GUESS I WAS SO CAUGHT
UP IN MY OWN THOUGHTS AND ADMIRING
MY APPEARANCE WITH THIS MAKEUP ON.

IT'S OKAY. I WAS JUST WONDERING
IF YOU ARE READY FOR THE NEXT MAKEUP
LESSON OR NOT.

AH YES, SURE.
WHAT NOW?

WAIT, DO WE REALLY
NEED TO DO THAT?

NOW LET ME DO YOUR NAILS
AND MAYBE I CAN TEACH YOU SOME TECHNIQUE
ON HOW TO STYLE YOUR HAIR.



OF COURSE, HONEY..
YOU SAID IT YOURSELF THAT YOU WANT
TO LOOK EXTRA PRETTY, RIGHT?

YE.. YEAH, BUT NOT
FOR THAT REASON ALONE.

I'M DOING THIS IS
ONLY FOR THE SAKE OF MY COMPANY. WELL,
MORE PRECISELY THE COMPANY THAT BELONGS
TO ME AND ALSO YOUR BOYFRIEND.

I KNOW... THEREFORE I'M GONNA
TURN YOU INTO A VERY BEAUTIFUL WOMAN. SO,
NO BUSINESSMAN OR INVESTORS WHO WOULD
EVEN DARE TO RESIST ON YOUR CHARM.



A close-up photograph of a person's hand being painted with red nail polish. The hand is held steady by another hand. The background shows a wooden floor and a white cabinet with a gold handle. There are several speech bubbles overlaid on the image, and a decorative pattern of white circles and crescent moons is visible in the bottom right corner.

HOW ABOUT RED? SEE IT
LOOKS REALLY SOFT AND PRETTY.

AND ALSO YOUR FINGERS ARE SO SMALL!
YOU HAVE SUCH A GIRLY SHAPE TO THEM.

LAUGH REALLY?
I'VE NEVER REALLY THOUGHT ABOUT IT.

YEAH, THEY'RE SO GIRLY AND DELICATE.
AND YOUR NAILS ARE THE PERFECT LENGTH!

UHM THANKS I GUESS,
I TRY TO KEEP THEM LOOKING NICE.

A woman with dark hair styled in a messy short braid is shown from the back, looking into a vanity mirror. She is wearing a blue patterned top. The vanity has a white countertop with a gold-colored mirror and several round vanity lights. A silver container with brushes is on the counter. The background wall is purple with framed pictures.

OKAY, IT'S DONE!
THIS ONE IS CALLED MESSY SHORT BRAID.
WHAT DO YOU THINK?

OH WOW,
IT LOOKS AMAZING! YOU ARE
SO GOOD AT THIS.

WELL, THERE ARE SO MANY DIFFERENT
HAIRSTYLES YOU CAN TRY. IF YOUR HAIR GOTTEN LONG
ENOUGH I CAN SHOW IT FOR YOU.

AND ALSO, I CAN HELP YOU
DYEING YOUR HAIR WITH A DIFFERENT COLOR
IF YOU WANT.

MAYBE A WARM BLONDE
OR EVEN A CARAMEL BROWN?

SOUNDS FUN BUT I'M NOT SURE YET.
MAYBE I'LL STICK WITH MY NATURAL COLOR
FOR NOW.



NOW, I HAVE THIS OUTFIT THAT I THINK WOULD LOOK AMAZING ON YOU.

IT'S THIS CUTE DRESS THAT I JUST WORE TO A PARTY LAST WEEK. BUT I THINK IT WOULD LOOK EVEN BETTER ON YOU.

OH C'MON! WE ARE ROUGHLY THE SAME SIZE, JUST TRY IT FOR ME, WILL YOU?

WHAT!?! NO, THANKS FOR THE OFFER THOUGH.

SIGH
OKAY.. CONSIDER IT AS A GRATITUDE FOR TEACHING ME MAKEUP.

SOME TIME LATER...

OH MY GOODNESS, YOU LOOK ABSOLUTELY BEAUTIFUL IN THAT OUTFIT!



WHAT ARE YOU TALKING ABOUT?
YOU LOOK AMAZING! THE COLORS AND THE WAY
IT FITS YOU ARE SO FLATTERING.

DO YOU REALLY THINK SO?
I DON'T KNOW, I FEEL KIND OF AWKWARD IN IT.

I DON'T KNOW,
I JUST DON'T FEEL LIKE IT'S REALLY ME.

WELL, MAYBE IT'S JUST A MATTER OF
GETTING USED TO IT. BUT TRUST ME, FROM AN OUTSIDER'S
PERSPECTIVE, YOU LOOK STUNNING.

I DON'T KNOW,
I JUST DON'T FEEL LIKE IT'S REALLY ME.




I GET IT, BUT SOMETIMES IT'S GOOD TO SHOW A LITTLE SKIN AND FEEL CONFIDENT IN YOUR BODY. PLUS, YOU HAVE GREAT LEGS AND THIS OUTFIT REALLY ACCENTUATES THEM.

REALLY? I'M NOT SURE ABOUT IT. I FEEL LIKE THE SKIRT IS A LITTLE TOO SHORT AND TOO SMALL FOR MY ASS.

I JUST FEEL REALLY EXPOSED.

I GUESS THAT'S TRUE, I SHOULD PROBABLY GETTING USED TO THIS.



ALRIGHT, I'LL GIVE IT A SHOT.
THANK YOU, BETT.

EXACTLY! AND I'M HERE
TO SUPPORT YOU. YOU LOOK SO PRETTY IN THAT
DRESS, AND I THINK YOU'LL FEEL MORE CONFIDENT
IN IT THE MORE YOU WEAR IT.



YEAH, I HONESTLY
CAN'T THANK YOU ENOUGH.

GOOD GIRL, JUST
REMEMBER, CONFIDENCE IS KEY AND
YOU'RE KILLING IT IN THIS OUTFIT.

YOU'RE WELCOME!
AND YOU KNOW I'M ALWAYS HERE TO HELP
IF YOU NEED ANY MORE TIPS.